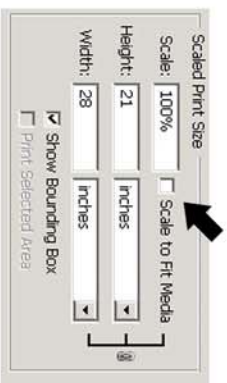



Charm Junction Printable Ruler for Letter Size Paper


Important Note: Remember to disable 'Scale to Fit Media' when printing or measurements will be incorrect!



Windows



Mac



To determine your correct bracelet size: Cut out this tape measure and wrap it tightly around the broadest part of your wrist. Add 1.5 inches to that measurement and choose the bracelet size closest to this measurement. For example, if your wrist measures 6 inches, you need a 7.5 bracelet. Remember, your bracelet may feel loose to begin with but as charms are added, it will feel tighter.

You may only want to add 1 inch to your wrist measurement for leather bracelets because they are only meant to be worn with 7 to 9 charms.